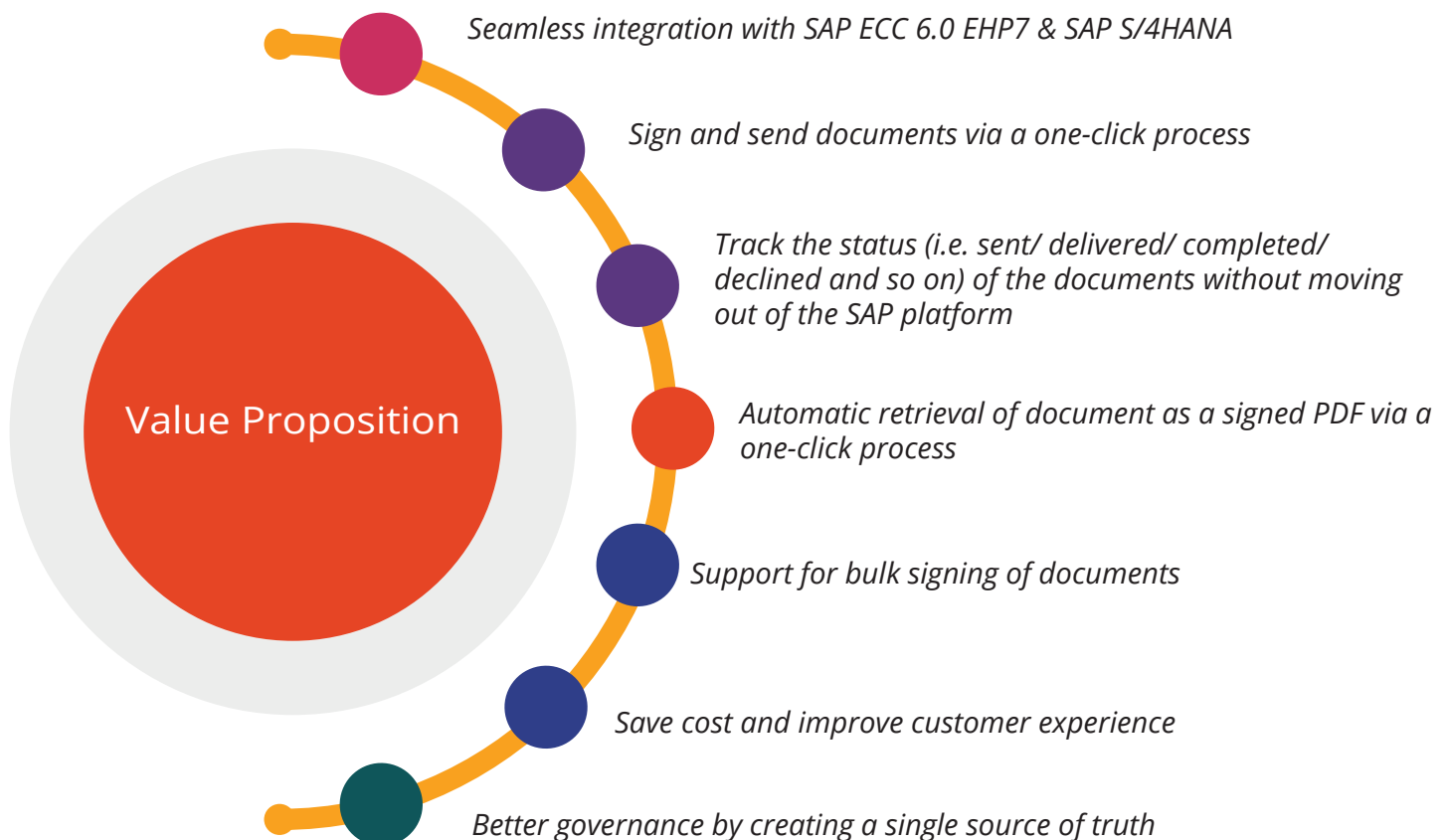


emSigner: AI Enabled Document Processing Automation Solution for SAP Customers

Automate invoice signing using digital signatures that are legally valid under the Indian IT Act and compliant with GST guidelines.



The Scope of Our Digital Signing Solution

emSigner for SAP is extremely flexible and scalable. Along with supporting electronic signing and approval of invoices, it can also be used for automating workflows related to:

Financials	Material Management	Contract Management
Accounts Payable	Marketing Management	CRM and Helpdesk
Accounts Receivable	Asset Management	Payroll and Human Resource

Co-innovated with SAP

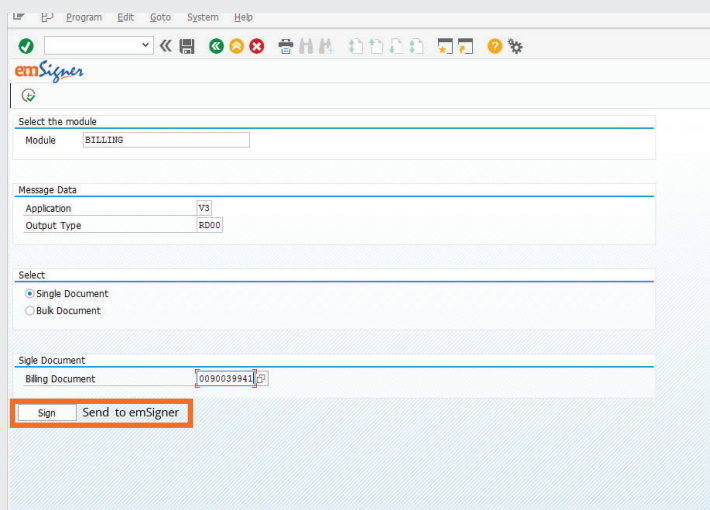
emSigner is a partner solution that is developed in close collaboration with SAP, utilizing best-practices by SAP partner engineers, and subsequently the product is certified by SAP ICC.

Co-Innovated with SAP®

How emSigner Works?

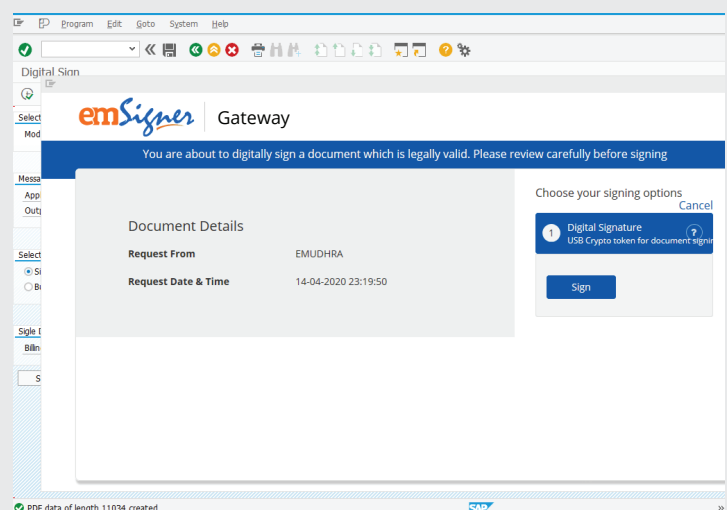
emSigner offers a two-step process to sign documents.

Step 1.



The screenshot shows the emSigner Step 1 interface. It includes a menu bar (File, Program, Edit, Goto, System, Help) and a toolbar. The main area has a 'Select the module' section with a dropdown menu set to 'BILLING'. Below this is a 'Message Data' section with fields for 'Application' (set to 'V3') and 'Output Type' (set to 'BDD0'). There is a 'Select' section with radio buttons for 'Single Document' (selected) and 'Bulk Document'. At the bottom, there is a 'Sign Document' section with a 'Billing Document' field containing the value '0090039941'. At the very bottom, there are two buttons: 'Sign' and 'Send to emSigner'.

Step 2.



The screenshot shows the emSigner Step 2 interface, titled 'Digital Sign Gateway'. It features a warning message: 'You are about to digitally sign a document which is legally valid. Please review carefully before signing'. The main area is divided into 'Document Details' and 'Choose your signing options'. 'Document Details' shows 'Request From' as 'EMUDHRA' and 'Request Date & Time' as '14-04-2020 23:19:50'. 'Choose your signing options' shows a selected option 'Digital Signature' with a sub-option 'USB Crypto token for document sign'. There is a 'Sign' button. At the bottom, it says 'PDF data of length 11034 created' and has a SAP logo.